



The fine dust measurement device Fidas<sup>®</sup> Frog allows for a fast, reliable, and quality-assured determination of fine dust, e.g., monitoring within the scope of Health, Safety, and Environment (HSE) management at workplaces (exposure assessment) or in the range of indoor air quality measurements. It simultaneously measures the environmentally relevant mass fractions PM<sub>1</sub>, PM<sub>2.5</sub>, PM<sub>4</sub>, PM<sub>10</sub>, and TSP, as well as the particle number and the particle size distribution within the particle size range of 0.18 – 93 μm. The very compact and light design as a portable hand-held monitor with either battery or mains power operation and the operation time of up to 8 hours per battery charge allow for a flexible application at any measurement sites.

## 工作原理

### PORTABLE FINE DUST MEASUREMENT DEVICE

Fidas<sup>®</sup> Frog communicates via WLAN with its wireless operator's panel (Tablet). By this, it is possible to perform measurements with a distance between the measurement site itself and the operator of the Fidas<sup>®</sup> Frog, e.g., for sites challenging to access. This concept furthermore allows for integrating one or more Fidas<sup>®</sup> Frog in an existing network and controlling<sup>®</sup> Frog in an existing network and controlling the connected devices from one central PC, e.g., for area-wide monitoring of a production facility.

Fidas<sup>®</sup> Frog uses the recognized measurement technology of optical light scattering of single particles and is equipped with a LED light source with high intensity ( $d_{p\ min} = 180\ \text{nm}$ ), highly stable output, and a long lifetime. The sensor and the evaluation routines of the Fidas<sup>®</sup> Frog are also used in the Fidas<sup>®</sup> 200, which is certified for monitoring of PM<sub>2.5</sub> and PM<sub>10</sub> in ambient air by TÜV/Umweltbundesamt and which have been validated in comprehensive comparison campaigns versus the gravimetric reference method. By implementing this well-approved technique and by the numerous measures for quality assurances during production (e.g., comparison of each Fidas<sup>®</sup> Frog with a certified Fidas<sup>®</sup> 200), precise and quality-assured measurements can be ensured.

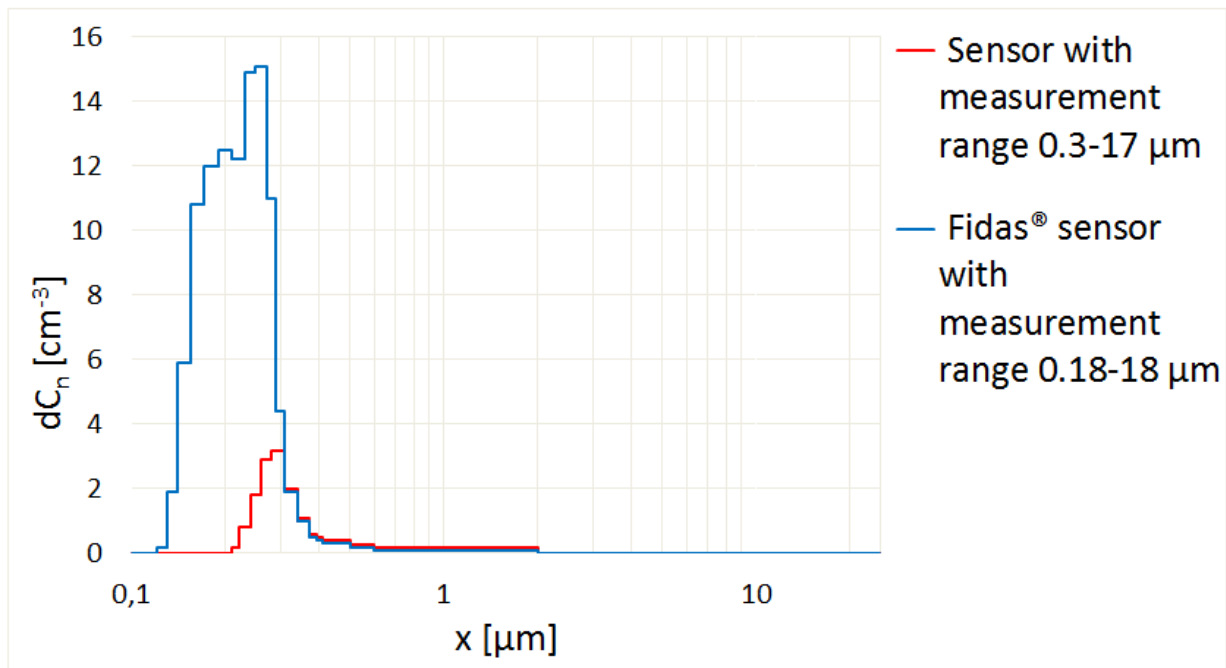
The system's calibration can be checked and adjusted, if necessary, easily and quickly under field conditions on-site at any time with the help of a monodisperse test powder.

Fidas<sup>®</sup> Frog operates with a volume flow of 1.4 l/min and is equipped with sensors for environmental conditions, temperature, atmospheric pressure, and relative humidity.

The actual aerosol sensor is an optical aerosol spectrometer that determines the particle size using Lorenz-Mie scattered light analysis of single particles. The single particles move through an optically differentiated measurement volume that is homogeneously illuminated with white light. Each particle generates a scattered light impulse

detected at an angle of 85° to 95° degrees. The particle number is measured based on the number of scattered light impulses. The level of the scattered light impulse is a measure of the particle size diameter.

The lower detection limit for immission measurement could be reduced to 180 nm through improved optics, higher light density using a new white LED as the light source, and improved signal analysis (logarithmic analog, digital converter). This enables greatly improved detection, especially of smaller particles mainly found at high concentrations near roadsides (see Fig. 1).

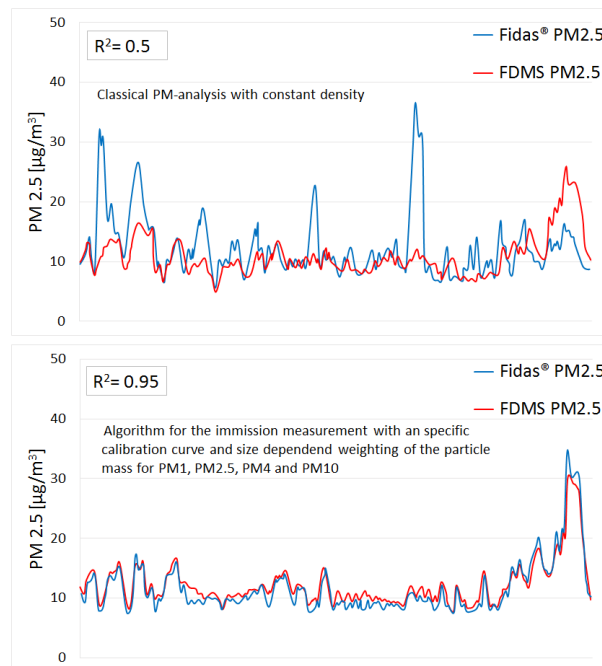


Certified fine dust measurement device Fidas 200, TÜV Rheinland certified, TÜV cer

Fig. 1: Higher sensitivity with the Fidas® fine dust measurement system for the 0.18 – 18 μm particle size range

The better the classification accuracy and the resolution capacity, the more accurate the definition of the particle size distribution.

A white light source enables a precise and unambiguous calibration curve, resulting in an extremely high size resolution. The patented T-stop provides a precisely defined optical measurement volume and enables particle measurement without border-zone errors, resulting in a precise size measurement. The new digitized electronic signal analysis system enables the rapid identification and correction of coincidence, as necessary.



Certified fine dust measurement device Fidas 200, TÜV Rheinland certified, TÜV cer

Fig. 2: Comparison of the algorithms for conversion of the particle size distribution by PM values

To convert the measured values into a mass or mass fraction, the high-resolution particle size distribution in each value is multiplied by a correlation factor that reflects the different sources (e.g., combustion aerosols, tire wear, pollen) of the environmental aerosol (see Fig. 2). A mass fraction is obtained by additionally applying the separation curve to the determined particle size distribution. Multiple separation curves can be used simultaneously for the same size distribution, which enables the simultaneous output of  $PM_{10}$ ,  $PM_{2.5}$ ,  $PM_1$  (and others). For example, the Fidas® Frog can be operated with the same conversion algorithm, which has also been implemented in the type-approved and certified ambient air monitoring system Fidas® 200 for regulatory monitoring of ambient  $PM_{2.5}$  and  $PM_{10}$  concentrations.

The operation of the Fidas® Frog is intuitive and simple. All measured data can be evaluated and compared directly with the operator interface. Already during the measurement, messages on exceeded limit values are possible. These limit values can be defined based on legal requirements or individual needs (see limit values in Fig. 3).

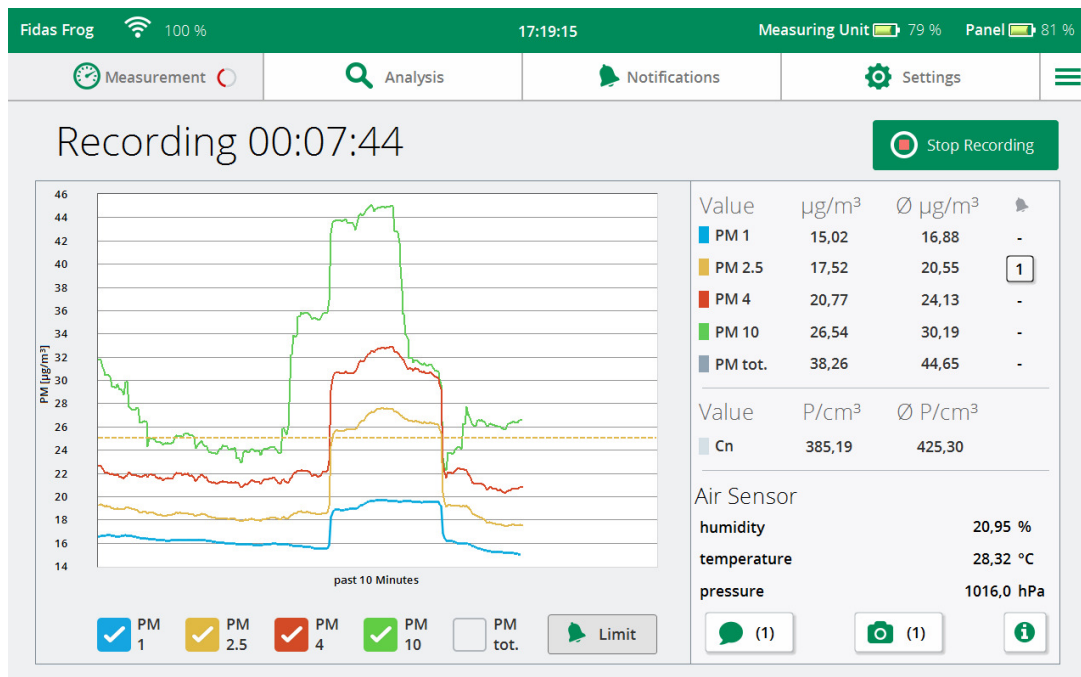


Fig. 3: Display of measured values during a measurement

An integrated camera documents the measurement setup. By this, pictures can be added for documentation directly and comfortably to the measured data set or the measurement report in pdf generated by the device itself. Fig. 4 shows such a measurement report in pdf, including data of the measurement conditions saved by the user and a graphical evaluation of the measurement data. Pictures of a workplace measurement have also been attached to this report.

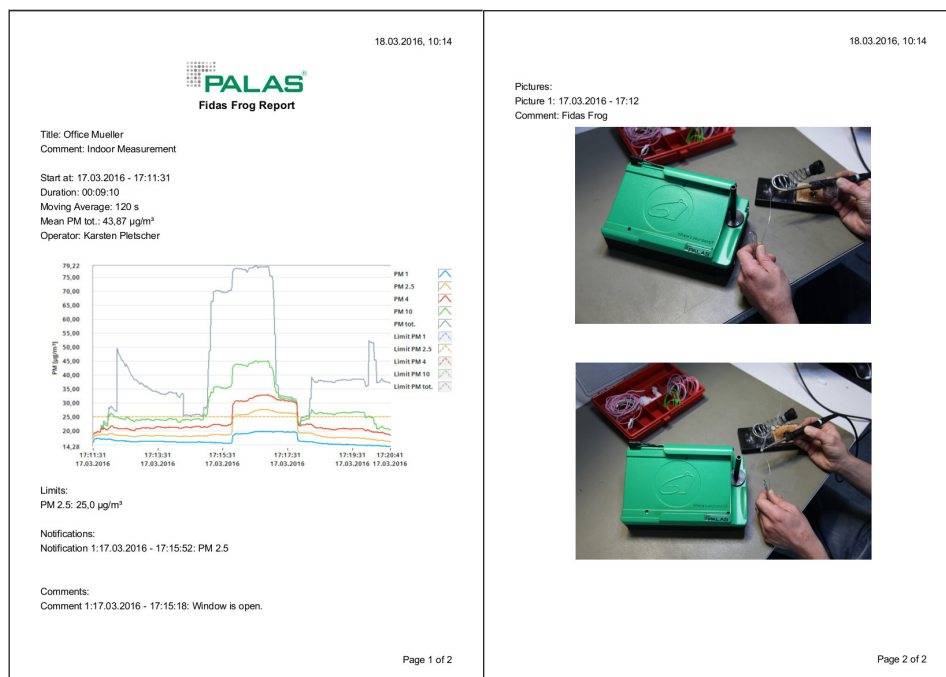


Fig. 4: Example for a measurement report (pages 1 and 2)

The measured data can be directly printed or transferred to an USB stick via the micro-USB-port and processed on an external PC. In this case, the evaluation software PDAalyze Fidas® offers various data evaluations, especially for the particle size distribution, and it gives possibilities for export.

## 优势

- Continuous and simultaneous real-time measurement of  $PM_{10}$ ,  $PM_{2.5}$ ,  $PM_{10}$  and TSP-values, particle number concentration and size distribution
- Adjustable time resolution from 1 s
- Direct comparison of different measurements
- Configuration of limit values possible
- Separation of the measuring device and the Tablet-PC for control (communication via WLAN)
- Ergonomic design and low weight
- Intuitive and simple operation
- Integrated camera for documentation of the measurement
- Export function for measured data in various formats
- Remote monitoring and control via network integration easily possible

## 标准和证书

EN 481:1993, ISO 21501-1

## 技术数据

测量原理	Optical light scattering at single particles, 90° sideways scattering
报告数据	PM <sub>1</sub> , PM <sub>2,5</sub> , PM <sub>4</sub> , PM <sub>10</sub> , TSP, C <sub>N</sub> , T, rH, p, particle size distribution
测量范围(数量浓度)	0 – 20,000 particles/cm <sup>3</sup>
测量范围(粒径)	0.178 – 17.8 (extended to 93 μm)
测量范围(质量)	0 – 100 mg/m <sup>3</sup>
测量不确定性	Approximately 12% for PM <sub>2,5</sub> , approximately 12% for PM <sub>10</sub>
体积流量	1,4 l/min (Time-Of-Flight)
Size channels	Max. 256 raw data channels (32 size channels/decade)
Time resolution	Rolling average 1s - 600s adjustable, interval 1.5, 10, 60s, distribution 5, 10, 30, 60s, UDP 1.5, 10, 60s interval
接口	USB, Ethernet (LAN) via adapter, Wi-Fi
User interface	Touchscreen, 1,280 • 800 pixel, 8" (20.32 cm)
Protocols	UDP, MODBUS RTU
Data logger storage	Approx. 16 GB
Data acquisition	Max. 256 raw data channels (32 size channels/decade)
Light source	Polychromatic LED
外壳	Plastic housing with tablet
Operating system	Windows 10
电源	115–230 V, 50/60 Hz, output: 19 V
Power consumption	13 W
Installation conditions	0 – +40 °C
Battery operation	Li-ion batteries, non-removable, base unit: 77 Wh (14.8 V; 5,200 mAh), 8 cells tablet: 20 Wh (3.8 V; 5,200 mAh), 2 cells
Sampling head	Rohr DN 10
Dimensions	100 • 240 • 150 mm (H • W • D)
重量	Approx. 2.1 kg (operating panel: 0.4 kg, measuring unit: 1.7 kg)
Resolution	0,1 μg/m <sup>3</sup>
Data Management	Prepared for connection to the Palas Cloud MyAtmosphere ("MyAtmosphere-ready")

## 应用领域

- Fine dust monitoring at alternating locations or in movement
- Air quality monitoring indoors, at the workplace, or inside vehicles
- Use as an aerosol spectrometer in setups where space is limited



Mehr Informationen:  
<https://www.palas.de/zh/product/fidasfrog>